



Chicago Pneumatic



Sockets Catalog

People. Passion. Performance.

Impact Sockets

Douilles - Kraftsteckschlüssel
Bussole - Bocas

Forged for a Lifetime

Forgé Pour Durer - Entwickelt für höchste Standzeit
Forgiato per durare - Forjados para durar toda la vida



● **Chrome-molybdenum steel**
Phosphate manganese surface finish

Acier chrome-molybdène
Finition électro-phosphatique

Chrom-molybdän-stahl
Elektrophosphat-finish

Acciaio al cromo-molibdeno
Finitura fosfata

Acero al cromo-molibdeno
Acabado de electrofosfato

● **Laser etched marking with output size**

Marquage laser de la taille

Lasergravierte Größenangabe

Indicazioni della misura

Tamaño grabado con láser

Socket Model Number Chart

INDIVIDUAL				
S	2	04	M	D
DESCRIPTION	DRIVE	OUTPUT SIZE		LENGTH
S = Socket	2 x 1/4"	No Letter = SAE	M = Metric	No Letter = Standard
A = Adaptor	3 x 3/8"	03 = 3/16"		D = Deep
E = Extension	4 x 1/2"	038 = 7/32"		U = Universal
O = O-ring & Retaining Pin	6 x 3/4"	04 = 1/4"	04 = 4mm	G = Magnetic
	8 x 1"	045 = 9/32"	045 = 4.5mm	WP = Wheel Protector

SET				
SS	3	1	13	D
DESCRIPTION	DRIVE	MEASUREMENT	# OF PC	LENGTH
SS = Socket Set	2 x 1/4"		5 = 5 pc	No Letter = Standard
	3 x 3/8"	0 = SAE	13 = 13 pc	D = Deep
	4 x 1/2"	1 = METRIC	14 = 14 pc	U = Universal
	6 x 3/4"	3 = SAE & METRIC		G = Magnetic
	8 x 1"			WP = Wheel Protector

Lifetime Limited Warranty
Garantie à Vie
Lebenslange Garantie
Garanzia illimita
Garantía de Por Vida
See details on page 27



www.youtube.com/CPCHANNELS

www.linkedin.com/company/chicago-pneumatic



Check out your nearest contact at www.cp.com
Trouvez votre interlocuteur le plus proche sur www.cp.com
Sie finden Ihre lokale Vertretung bei www.cp.com
Compruebe su contacto más cercano en www.cp.com
Cercate il vostro contatto locale su www.cp.com

Contents
























Square Drive

CARRÉ D'ENTRAÎNEMENT
ANTRIEBSVIERKANT
ATTACCO QUADRO
CUADRADILLO

6 point




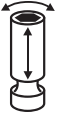




6 PANS
6-KANT
ESAGONALE
6 CARAS

Available only in different sets*

1/4	6 METRIC SAE						Page 4	Page 4	Page 5	Page 6	Page 6		
3/8	6 METRIC SAE						Page 7	Page 7	Page 8	Page 8	Page 9	Page 9	
1/2	6 METRIC SAE						Page 10	Page 11	Page 12	Pages 12-13	Page 13	Page 14	Pages 14-15
3/4	6 METRIC SAE						Page 16	Pages 17-18	Page 17				
1	6 METRIC SAE						Pages 19-20	Pages 21-22	Page 20				
1 1/2	6 METRIC SAE						Page 23	Page 23					

* Find these models in the different sockets set. **They are not available individually.**
Retrouvez ces modèles dans les différents kits de douilles. **Elles ne sont pas disponibles individuellement.**
Sie finden die Modelle in den jeweiligen Sets. **Einzeln sind sie nicht erhältlich.**
Pueden encontrar estos modelos en los diferentes sockets establecidos. **Ellos no están disponible por separado.**
Le bussola non sono vedute singolarmente ma in diversi set a seconda della dimensione.

LEGEND

							
STANDARD Standard Standardlänge Standard Estandar	DEEP Longue Lang Prolungate Larga	UNIVERSAL Universelle Universal Universali Universal	DEEP UNIVERSAL Universelle longue Universal lang Universali prolungate Universal larga	MAGNETIC Magnétique Magnético Magnético Magnético	DEEP MAGNETIC Magnétique longue Magnético lang Magnético prolongate Magnético larga	THIN WALL & EXTRA THIN WALL / WHEEL PROTECTOR Douille à revêtement plastique Dünnwandig und extra dünnwandig / Dünnwandig mit PVC-Überzug (schützt vor Kratzern) Bussola rivestita extra sottile / Bussola rivestita per gommisti Proteta/Rivestita Pared delgada & pared extra delgada/protector de llantas	WHEEL SERVICE Montage roue Reifendienst Reparación ruedas Revisione disco

1/4" Square Drive Impact Sockets

Douilles pour carré d'entraînement 1/4"

1/4" Vierkant Steckschlüssel

Bussole con attacco da 1/4"

Bocas de cuadrado 1/4"

SET - KITS

STANDARD

SS2114 - STANDARD - SET METRIC (mm)

14 piece set contents:
4, 4.5, 5, 5.5, 6, 7, 8, 9,
10, 11, 12, 13, 14 & 15 mm



PART NUMBER 894 016 4436

SS2010 - STANDARD - SET SAE (in.)

10 piece set contents:
3/16", 7/32", 1/4", 9/32", 5/16"
11/32", 3/8", 7/16", 1/2"
& 9/16"



PART NUMBER 894 016 4441

DEEP

SS2114D - DEEP - SET METRIC (mm)

14 piece set contents:
4, 4.5, 5, 5.5, 6, 7,
8, 9, 10, 11, 12, 13,
14 & 15 mm



PART NUMBER 894 016 4437

SS2010D - DEEP - SET SAE (in.)

10 piece set contents:
3/16", 7/32", 1/4", 9/32",
5/16", 11/32", 3/8",
7/16", 1/2" & 9/16"



PART NUMBER 894 016 4442

OUTPUT SIZE	SHAPE	DIMENSIONS					
		D		D1		L	
		in.	mm	in.	mm	in.	mm
METRIC (mm)							
4	A	0.51	13	0.30	7.5	0.91	23
4.5	A	0.51	13	0.32	8.1	0.91	23
5	A	0.51	13	0.34	8.7	0.91	23
5.5	A	0.51	13	0.37	9.3	0.91	23
6	A	0.51	13	0.39	9.9	0.91	23
7	A	0.51	13	0.44	11.1	0.91	23
8	A	0.51	13	0.48	12.3	0.91	23
9	B	0.51	13	0.54	13.8	0.91	23
10	B	0.51	13	0.58	14.7	0.91	23
11	B	0.51	13	0.63	16.0	0.91	23
12	B	0.51	13	0.67	17.0	0.91	23
13	B	0.51	13	0.74	18.8	0.91	23
14	B	0.51	13	0.79	20.0	0.91	23
15	B	0.51	13	0.83	21.0	0.91	23
SAE (in.)							
3/16	A	0.51	13	0.33	8.4	0.91	23
7/32	A	0.51	13	0.37	9.4	0.91	23
1/4	A	0.51	13	0.41	10.3	0.91	23
9/32	A	0.51	13	0.44	11.3	0.91	23
5/16	A	0.51	13	0.48	12.3	0.91	23
11/32	B	0.51	13	0.53	13.4	0.91	23
3/8	B	0.51	13	0.57	14.5	0.91	23
7/16	B	0.51	13	0.63	16.0	0.91	23
1/2	B	0.51	13	0.72	18.3	0.91	23
9/16	B	0.51	13	0.77	19.6	0.91	23

OUTPUT SIZE	SHAPE	DIMENSIONS					
		D		D1		L	
		in.	mm	in.	mm	in.	mm
METRIC (mm)							
4	A	0.51	13	0.30	7.5	1.97	50
4.5	A	0.51	13	0.32	8.1	1.97	50
5	A	0.51	13	0.34	8.7	1.97	50
5.5	A	0.51	13	0.37	9.3	1.97	50
6	A	0.51	13	0.39	9.9	1.97	50
7	A	0.51	13	0.44	11.1	1.97	50
8	A	0.51	13	0.48	12.3	1.97	50
9	B	0.51	13	0.54	13.8	1.97	50
10	B	0.51	13	0.58	14.7	1.97	50
11	B	0.51	13	0.63	16.0	1.97	50
12	B	0.51	13	0.67	17.0	1.97	50
13	B	0.51	13	0.74	18.8	1.97	50
14	B	0.51	13	0.79	20.0	1.97	50
15	B	0.51	13	0.83	21.0	1.97	50
SAE (in.)							
3/16	A	0.51	13	0.33	8.4	1.97	50
7/32	A	0.51	13	0.37	9.4	1.97	50
1/4	A	0.51	13	0.41	10.3	1.97	50
9/32	A	0.51	13	0.44	11.3	1.97	50
5/16	A	0.51	13	0.48	12.3	1.97	50
11/32	B	0.51	13	0.53	13.4	1.97	50
3/8	B	0.51	13	0.57	14.5	1.97	50
7/16	B	0.51	13	0.63	16.0	1.97	50
1/2	B	0.51	13	0.72	18.3	1.97	50
9/16	B	0.51	13	0.77	19.6	1.97	50

1/4" Square Drive Impact Sockets

Douilles pour carré d'entraînement 1/4"

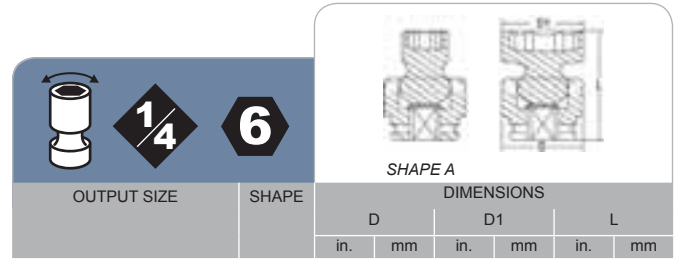
1/4" Vierkant Steckschlüssel

Bussole con attacco da 1/4"

Bocas de cuadrado 1/4"

SET - KITS

UNIVERSAL



OUTPUT SIZE	SHAPE	DIMENSIONS					
		D		D1		L	
		in.	mm	in.	mm	in.	mm
METRIC (mm)							
● 5	A	0.71	18	0.35	8.8	1.69	43
● 5.5	A	0.71	18	0.37	9.5	1.69	43
● 6	A	0.71	18	0.39	10.0	1.69	43
● 7	A	0.71	18	0.45	11.5	1.69	43
● 8	A	0.71	18	0.49	12.5	1.69	43
● 9	A	0.71	18	0.55	14.0	1.69	43
● 10	A	0.71	18	0.59	15.0	1.69	43
● 11	A	0.71	18	0.65	16.5	1.69	43
● 12	A	0.79	20	0.66	16.8	1.69	43
● 13	A	0.79	20	0.74	18.8	1.69	43
● 14	A	0.79	20	0.78	19.8	1.69	43
● 15	A	0.79	20	0.82	20.8	1.69	43
SAE (in.)							
● 1/4	A	0.71	19	0.41	10.3	1.69	43
● 5/16	A	0.71	19	0.49	12.5	1.69	43
● 3/8	A	0.71	19	0.59	15.0	1.69	43
● 7/16	A	0.71	19	0.65	16.5	1.69	43
● 1/2	A	0.79	20	0.74	18.8	1.69	43
● 9/16	A	0.79	20	0.78	19.8	1.69	43

SS2112U - UNIVERSAL - SET METRIC (mm)

12 piece set contents:

5, 5.5, 6, 7, 8, 9,
10, 11, 12, 13, 14
& 15 mm



PART NUMBER 894 016 4438

SS206U - UNIVERSAL - SET SAE (in.)

6 piece set contents:

1/4", 5/16", 3/8", 7/16",
1/2" & 9/16"



PART NUMBER 894 016 4443

1/4" Square Drive Impact Sockets

Douilles pour carré d'entraînement 1/4"

1/4" Vierkant Steckschlüssel

Bussole con attacco da 1/4"

Bocas de cuadrado 1/4"

SET - KITS

MAGNETIC

SS2112G - MAGNETIC - SET METRIC (mm)

12 piece set contents:
5, 5.5, 6, 7, 8, 9,
10, 11, 12, 13, 14 & 15 mm



PART NUMBER 894 016 4439

SS209G - MAGNETIC - SET SAE (in.)

9 piece set contents:
3/16", 7/32", 1/4", 9/32", 5/16"
11/32", 3/8", 7/16" & 1/2"



PART NUMBER 894 016 4444

DEEP MAGNETIC

SS2112DG - DEEP MAGNETIC - SET METRIC (mm)

12 piece set contents:
5, 5.5, 6, 7, 8, 9,
10, 11, 12, 13, 14
& 15 mm



PART NUMBER 894 016 4440

SS209DG - DEEP MAGNETIC - SET SAE (in.)

9 piece set contents:
3/16", 7/32", 1/4", 9/32", 5/16", 11/32", 3/8", 7/16" & 1/2"



PART NUMBER 894 016 4445

OUTPUT SIZE	SHAPE	DIMENSIONS					
		D		D1		L	
		in.	mm	in.	mm	in.	mm
METRIC (mm)							
5	A	0.51	13	0.34	8.7	0.91	23
5.5	A	0.51	13	0.37	9.3	0.91	23
6	A	0.51	13	0.39	9.9	0.91	23
7	A	0.51	13	0.44	11.1	0.91	23
8	A	0.51	13	0.48	12.3	0.91	23
9	B	0.51	13	0.54	13.8	0.91	23
10	B	0.51	13	0.57	14.5	0.91	23
11	B	0.51	13	0.63	16.0	0.91	23
12	B	0.51	13	0.67	17.0	0.91	23
13	B	0.51	13	0.74	18.8	0.91	23
14	B	0.51	13	0.79	20.0	0.91	23
15	B	0.51	13	0.83	21.0	0.91	23
SAE (in.)							
3/16	A	0.51	13	0.33	8.4	0.91	23
7/32	A	0.51	13	0.37	9.4	0.91	23
1/4	A	0.51	13	0.41	10.3	0.91	23
9/32	A	0.51	13	0.44	11.3	0.91	23
5/16	A	0.51	13	0.48	12.3	0.91	23
11/32	B	0.51	13	0.53	13.4	0.91	23
3/8	B	0.51	13	0.57	14.5	0.91	23
7/16	B	0.51	13	0.63	16.0	0.91	23
1/2	B	0.51	13	0.72	18.3	0.91	23

OUTPUT SIZE	SHAPE	DIMENSIONS					
		D		D1		L	
		in.	mm	in.	mm	in.	mm
METRIC (mm)							
5	A	0.51	13	0.34	8.7	1.97	50
5.5	A	0.51	13	0.37	9.3	1.97	50
6	A	0.51	13	0.39	9.9	1.97	50
7	A	0.51	13	0.44	11.1	1.97	50
8	A	0.51	13	0.48	12.3	1.97	50
9	B	0.51	13	0.54	13.8	1.97	50
10	B	0.51	13	0.57	14.5	1.97	50
11	B	0.51	13	0.63	16.0	1.97	50
12	B	0.51	13	0.67	17.0	1.97	50
13	B	0.51	13	0.74	18.8	1.97	50
14	B	0.51	13	0.78	19.9	1.97	50
15	B	0.51	13	0.82	20.9	1.97	50
SAE (in.)							
3/16	A	0.51	13	0.33	8.4	1.97	50
7/32	A	0.51	13	0.37	9.4	1.97	50
1/4	A	0.51	13	0.41	10.3	1.97	50
9/32	A	0.51	13	0.44	11.3	1.97	50
5/16	A	0.51	13	0.48	12.3	1.97	50
11/32	B	0.51	13	0.53	13.4	1.97	50
3/8	B	0.51	13	0.57	14.5	1.97	50
7/16	B	0.51	13	0.63	16.0	1.97	50
1/2	B	0.51	13	0.72	18.3	1.97	50

3/8" Square Drive Impact Sockets

Douilles pour carré d'entraînement 3/8"

3/8" Vierkant Steckschlüssel

Bussole con attacco da 3/8"

Bocas de cuadrado 3/8"

SET - KITS

STANDARD

SS3113 - STANDARD - SET METRIC (mm)

13 piece set contents:
7, 8, 9, 10, 11, 12, 13, 14
15, 16, 17, 18 & 19mm



PART NUMBER 894 016 4446

SS3012 - STANDARD - SET SAE (in.)

12 piece set contents:
5/16", 3/8", 7/16", 1/2", 9/16",
5/8", 11/16", 3/4", 13/16",
7/8", 5/16" & 1"



PART NUMBER 894 016 4452

DEEP

SS3113D - DEEP - SET METRIC (mm)

13 piece set contents:
7, 8, 9, 10, 11, 12, 13, 14
15, 16, 17, 18 & 19 mm



PART NUMBER 894 016 4447

SS3012D - DEEP - SET SAE (in.)

12 piece set contents:
5/16", 3/8", 7/16", 1/2", 9/16",
5/8", 11/16", 3/4", 13/16",
7/8", 5/16" & 1"



PART NUMBER 894 016 4453

OUTPUT SIZE	SHAPE	DIMENSIONS					
		D		D1		L	
		in.	mm	in.	mm	in.	mm
METRIC (mm)							
7	A	0.75	19.0	0.45	11.4	1.16	29.5
8	A	0.75	19.0	0.50	12.7	1.16	29.5
9	A	0.75	19.0	0.55	14	1.16	29.5
10	A	0.75	19.0	0.60	15.2	1.16	29.5
11	A	0.75	19.0	0.67	17	1.16	29.5
12	B	0.75	19.0	0.75	19	1.16	29.5
13	B	0.75	19.0	0.75	19	1.16	29.5
14	B	0.79	20.0	0.79	19	1.16	29.5
15	B	0.87	22.2	0.87	19	1.16	29.5
16	B	0.93	23.5	0.93	19	1.18	30.0
17	B	0.94	24.0	0.94	19	1.18	30.0
18	B	0.98	25.0	0.98	19	1.18	30.0
19	B	1.02	26.0	1.02	13	1.18	30.0
SAE (in.)							
5/16	A	0.75	19.0	0.50	12.6	1.16	29.5
3/8	A	0.75	19.0	0.57	14.6	1.16	29.5
7/16	A	0.75	19.0	0.67	17.1	1.16	29.5
1/2	A	0.75	19.0	0.75	19.0	1.16	29.5
9/16	A	0.79	20.0	0.79	20.0	1.16	29.5
5/8	B	0.93	23.5	0.93	23.5	1.16	29.5
11/16	B	0.98	24.0	0.94	24.0	1.18	30.0
3/4	B	1.02	26.0	1.02	26.0	1.18	30.0
13/16	B	1.10	28.0	1.10	28.0	1.18	30.0
7/8	B	1.18	30.0	1.18	30.0	1.18	30.0
15/16	B	1.26	32.0	1.26	32.0	1.18	30.0
1	B	1.34	34.0	1.34	34.0	1.18	30.0

OUTPUT SIZE	SHAPE	DIMENSIONS					
		D		D1		L	
		in.	mm	in.	mm	in.	mm
METRIC (mm)							
7	A	0.75	19	0.45	11.4	2.56	65
8	A	0.75	19	0.50	12.7	2.56	65
9	A	0.75	19	0.55	14	2.56	65
10	A	0.75	19	0.60	15.2	2.56	65
11	A	0.75	19	0.67	17	2.56	65
12	B	0.75	19	0.75	19	2.56	65
13	B	0.75	19	0.75	19	2.56	65
14	B	0.79	20	0.79	19	2.56	65
15	B	0.87	22.2	0.87	19	2.56	65
16	B	0.93	23.5	0.93	19	2.56	65
17	B	0.94	24	0.94	19	2.56	65
18	B	0.98	25	0.98	19	2.56	65
19	B	1.02	26	1.02	13	2.56	65
SAE (in.)							
5/16	A	0.75	19.0	0.50	12.6	2.56	65
3/8	A	0.75	19.0	0.57	14.6	2.56	65
7/16	A	0.75	19.0	0.67	17.1	2.56	65
1/2	B	0.75	19.0	0.75	19.0	2.56	65
9/16	B	0.79	20.0	0.79	20.0	2.56	65
5/8	B	0.93	23.5	0.93	23.5	2.56	65
11/16	B	0.98	24.0	0.94	24.0	2.56	65
3/4	B	1.02	26.0	1.02	26.0	2.56	65
13/16	B	1.10	28.0	1.10	28.0	2.56	65
7/8	B	1.18	30.0	1.18	30.0	2.56	65
15/16	B	1.26	32.0	1.26	32.0	2.56	65
1	B	1.34	34.0	1.34	34.0	2.56	65

3/8" Square Drive Impact Sockets

Douilles pour carré d'entraînement 3/8"

3/8" Vierkant Steckschlüssel

Bussole con attacco da 3/8"

Bocas de cuadrado 3/8"

SET - KITS

UNIVERSAL

SS3110U - UNIVERSAL - SET METRIC (mm)

10 piece set contents:

10, 11, 12, 13, 14, 15,
16, 17, 18 & 19 mm



PART NUMBER 894 016 4448

SS3012U - UNIVERSAL - SET SAE (in.)

12 piece set contents:

5/16", 3/8", 7/16", 1/2",
9/16", 5/8", 11/16",
3/4", 13/16", 7/8",
5/16" & 1"



PART NUMBER 894 016 4454

DEEP UNIVERSAL

SS3110DU - DEEP UNIVERSAL - SET METRIC (mm)

10 piece set contents:

10, 11, 12, 13, 14
15, 16, 17, 18 & 19 mm



PART NUMBER 894 016 4449

SS3012DU - DEEP UNIVERSAL - SET SAE (in.)

12 piece set contents:

5/16", 3/8", 7/16", 1/2", 9/16",
5/8", 11/16", 3/4", 13/16",
7/8", 5/16" & 1"



PART NUMBER 894 016 4455

3/8" 6

SHAPE A

	OUTPUT SIZE	SHAPE	DIMENSIONS					
			D		D1		L	
			in.	mm	in.	mm	in.	mm
METRIC (mm)								
●	10	A	1.06	27	0.59	15	2.17	55
●	11	A	1.06	27	0.67	17	2.17	55
●	12	A	1.06	27	0.75	19	2.17	55
●	13	A	1.06	27	0.75	19	2.17	55
●	14	A	1.06	27	0.83	21	2.17	55
●	15	A	1.06	27	0.87	22	2.17	55
●	16	A	1.06	27	0.91	23	2.17	55
●	17	A	1.06	27	0.98	25	2.17	55
●	18	A	1.06	27	0.98	25	2.17	55
●	19	A	1.06	27	1.06	27	2.17	55
SAE (in.)								
●	5/16	A	1.06	27	0.55	14	2.17	55
●	3/8	A	1.06	27	0.59	15	2.17	55
●	7/16	A	1.06	27	0.67	17	2.17	55
●	1/2	A	1.06	27	0.75	19	2.17	55
●	9/16	A	1.06	27	0.83	21	2.17	55
●	5/8	A	1.06	27	0.91	23	2.17	55
●	11/16	A	1.06	27	0.98	25	2.17	55
●	3/4	A	1.06	27	1.06	27	2.17	55
●	13/16	A	1.06	27	1.18	30	2.17	55
●	7/8	A	1.06	27	1.26	32	2.17	55
●	15/16	A	1.06	27	1.34	34	2.17	55
●	1	A	1.06	27	1.42	36	2.17	55

3/8" 6

SHAPE A

	OUTPUT SIZE	SHAPE	DIMENSIONS					
			D		D1		L	
			in.	mm	in.	mm	in.	mm
METRIC (mm)								
●	10	A	1.06	27	0.59	15	3.15	80
●	11	A	1.06	27	0.67	17	3.15	80
●	12	A	1.06	27	0.75	19	3.15	80
●	13	A	1.06	27	0.75	19	3.15	80
●	14	A	1.06	27	0.83	21	3.15	80
●	15	A	1.06	27	0.87	22	3.15	80
●	16	A	1.06	27	0.91	23	3.15	80
●	17	A	1.06	27	0.98	25	3.15	80
●	18	A	1.06	27	0.98	25	3.15	80
●	19	A	1.06	27	1.06	27	3.15	80
SAE (in.)								
●	5/16	A	1.06	27	0.55	14.0	3.15	80
●	3/8	A	1.06	27	0.59	15	3.15	80
●	7/16	A	1.06	27	0.67	17	3.15	80
●	1/2	A	1.06	27	0.75	19	3.15	80
●	9/16	A	1.06	27	0.83	21	3.15	80
●	5/8	A	1.06	27	0.91	23	3.15	80
●	11/16	A	1.06	27	0.98	25	3.15	80
●	3/4	A	1.06	27	1.06	27	3.15	80
●	13/16	A	1.06	27	1.18	30	3.15	80
●	7/8	A	1.06	27	1.26	32	3.15	80
●	15/16	A	1.06	27	1.34	34	3.15	80
●	1	A	1.06	27	1.42	36	3.15	80

3/8" Square Drive Impact Sockets

Douilles pour carré d'entraînement 3/8"

3/8" Vierkant Steckschlüssel

Bussole con attacco da 3/8"

Bocas de cuadrado 3/8"

SET - KITS

MAGNETIC

SS3113G - MAGNETIC - SET METRIC (mm)

13 piece set contents:
7, 8, 9, 10, 11, 12, 13, 14
15, 16, 17, 18 & 19 mm



PART NUMBER 894 016 4450

SS309G - MAGNETIC - SET SAE (in.)

9 piece set contents:
1/4", 5/16", 3/8", 7/16",
1/2", 9/16", 5/8",
11/16" & 3/4"



PART NUMBER 894 016 4456

DEEP MAGNETIC

SS3113DG - DEEP MAGNETIC - SET METRIC (mm)

13 piece set contents:
7, 8, 9, 10, 11, 12, 13, 14
15, 16, 17, 18 & 19 mm



PART NUMBER 894 016 4451

SS309DG - DEEP MAGNETIC - SET SAE (in.)

9 piece set contents:
1/4", 5/16", 3/8", 7/16", 1/2", 9/16",
5/8", 11/16" & 3/4"



PART NUMBER 894 016 4457

OUTPUT SIZE	SHAPE	DIMENSIONS					
		D		D1		L	
		in.	mm	in.	mm	in.	mm
METRIC (mm)							
7	A	0.75	19	0.45	11.4	1.16	29.5
8	A	0.75	19	0.50	12.7	1.16	29.5
9	A	0.75	19	0.55	14.0	1.16	29.5
10	A	0.75	19	0.60	15.2	1.16	29.5
11	A	0.75	19	0.67	17.0	1.16	29.5
12	A	0.75	19	0.71	18.0	1.16	29.5
13	A	0.87	22	0.76	19.3	1.16	29.5
14	A	0.87	22	0.80	20.3	1.16	29.5
15	B	0.87	22	0.87	22.0	1.16	29.5
16	C	0.87	22	0.93	23.5	1.18	30.0
17	C	0.87	22	0.98	25.0	1.18	30.0
18	C	0.87	22	1.02	26.0	1.18	30.0
19	C	0.87	22	1.06	27.0	1.18	30.0
SAE (in.)							
1/4	A	0.75	19	0.42	10.6	1.16	29.5
5/16	A	0.75	19	0.50	12.6	1.16	29.5
3/8	A	0.75	19	0.57	14.6	1.16	29.5
7/16	A	0.75	19	0.67	17.1	1.16	29.5
1/2	B	0.75	19	0.79	20.0	1.16	29.5
9/16	B	0.79	20	0.83	21.0	1.16	29.5
5/8	B	0.87	22	0.93	23.5	1.18	30.0
11/16	B	0.87	22	0.98	25.0	1.18	30.0
3/4	B	0.87	22	1.06	27.0	1.18	30.0

OUTPUT SIZE	SHAPE	DIMENSIONS					
		D		D1		L	
		in.	mm	in.	mm	in.	mm
METRIC (mm)							
7	A	0.75	19	0.45	11.4	2.48	63
8	A	0.75	19	0.50	12.7	2.48	63
9	A	0.75	19	0.55	14.0	2.48	63
10	A	0.75	19	0.60	15.2	2.48	63
11	A	0.75	19	0.67	17.0	2.48	63
12	A	0.75	19	0.71	18.0	2.48	63
13	B	0.74	18.9	0.76	19.3	2.48	63
14	C	0.75	19	0.80	20.3	2.48	63
15	C	0.75	19	0.87	22.0	2.48	63
16	C	0.87	22	0.93	23.5	2.48	63
17	C	0.87	22	0.98	25.0	2.48	63
18	C	0.87	22	1.02	26.0	2.48	63
19	C	0.87	22	1.06	27.0	2.48	63
SAE (in.)							
1/4	A	0.74	18.9	0.42	10.6	2.48	63
5/16	A	0.74	18.9	0.50	12.6	2.48	63
3/8	A	0.74	18.9	0.57	14.6	2.48	63
7/16	A	0.74	18.9	0.67	17.1	2.48	63
1/2	B	0.74	18.9	0.74	18.9	2.48	63
9/16	C	0.75	19.0	0.79	20.0	2.48	63
5/8	C	0.87	22.0	0.93	23.5	2.48	63
11/16	C	0.87	22.0	0.98	25.0	2.48	63
3/4	C	0.87	22.0	1.06	27.0	2.48	63

1/2" Square Drive Impact Sockets

Douilles pour carré d'entraînement 1/2"

1/2" Vierkant Steckschlüssel

Bussole con attacco da 1/2"

Bocas de cuadrado 1/2"

STANDARD



SS4114 - STANDARD - SET METRIC (mm)

14 piece set contents:

10, 11, 12, 13, 14, 15, 16, 17, 18, 19, 21, 22, 26 & 27 mm



PART NUMBER 894 016 4458

SS4013 - STANDARD - SET SAE (in.)

13 piece set contents:

7/16", 1/2", 9/16", 5/8", 11/16", 3/4", 13/16", 7/8", 15/16", 1", 1-1/16", 1-1/8" & 1-1/4"



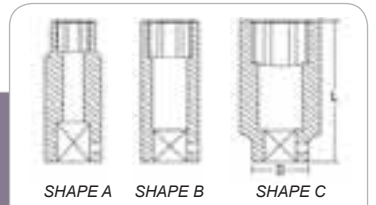
PART NUMBER 894 016 4465

OUTPUT SIZE	MODEL	PART NUMBER	SHAPE	DIMENSIONS					
				D		D1		L	
				in.	mm	in.	mm	in.	mm
METRIC (mm)									
8	S408M	894 016 3950	A	0.87	22	0.57	14.5	1.5	38
9	S409M	894 016 3951	A	0.87	22	0.61	15.6	1.5	38
10	S410M	894 016 3952	A	0.87	22	0.66	16.7	1.5	38
11	S411M	894 016 3953	A	0.87	22	0.71	18	1.5	38
12	S412M	894 016 3954	A	0.87	22	0.75	19	1.5	38
13	S413M	894 016 3955	A	0.94	24	0.80	20.2	1.5	38
14	S414M	894 016 3956	A	0.94	24	0.85	21.5	1.5	38
15	S415M	894 016 3957	A	0.98	25	0.91	23	1.5	38
16	S416M	894 016 3958	B	0.98	25	0.98	25	1.5	38
17	S417M	894 016 3959	B	1.02	26	1.02	26	1.5	38
18	S418M	894 016 3960	B	1.04	26.5	1.04	26.5	1.5	38
19	S419M	894 016 3961	B	1.10	28	1.10	28	1.5	38
20	S420M	894 016 3962	B	1.18	30	1.18	30	1.5	38
21	S421M	894 016 3963	B	1.18	30	1.18	30	1.5	38
22	S422M	894 016 3964	B	1.26	32	1.26	32	1.5	38
23	S423M	894 016 3965	B	1.26	32	1.26	32	1.5	38
24	S424M	894 016 3966	B	1.34	34	1.34	34	1.5	38
25	S425M	894 016 3967	B	1.42	36	1.42	36	1.5	38
26	S426M	894 016 3968	B	1.42	36	1.42	36	1.5	38
27	S427M	894 016 3969	B	1.50	38	1.50	38	1.5	38
28	S428M	894 016 3970	B	1.57	40	1.57	40	1.57	40
29	S429M	894 016 3971	B	1.57	40	1.57	40	1.57	40
30	S430M	894 016 3972	C	1.50	38	1.65	42	1.57	40
31	S431M	894 016 3973	C	1.50	38	1.73	44	1.57	40
32	S432M	894 016 3974	C	1.50	38	1.73	44	1.57	40
SAE (in.)									
5/16	S405	894 016 3927	A	0.87	22	0.57	14.5	1.5	38
11/32	S4055	894 016 3928	A	0.87	22	0.59	15	1.5	38
3/8	S406	894 016 3929	A	0.87	22	0.63	16	1.5	38
7/16	S407	894 016 3930	A	0.87	22	0.71	18	1.5	38
1/2	S408	894 016 3931	A	0.87	22	0.79	20	1.5	38
9/16	S409	894 016 3932	A	0.94	24	0.87	22	1.5	38
5/8	S410	894 016 3933	B	0.98	25	0.98	25	1.5	38
11/16	S411	894 016 3934	B	1.02	26	1.02	26	1.5	38
3/4	S412	894 016 3935	B	1.10	28	1.10	28	1.5	38
13/16	S413	894 016 3936	B	1.18	30	1.18	30	1.5	38
7/8	S414	894 016 3937	B	1.26	32	1.26	32	1.5	38
15/16	S415	894 016 3938	B	1.34	34	1.34	34	1.5	38
1	S416	894 016 3939	B	1.42	36	1.42	36	1.5	38
1-1/16	S417	894 016 3940	B	1.50	38	1.50	38	1.57	40
1-1/8	S418	894 016 3941	C	1.50	38	1.57	40	1.57	40
1-3/16	S419	894 016 3942	C	1.50	38	1.65	42	1.57	40
1-1/4	S420	894 016 3943	C	1.50	38	1.73	44	1.57	40
1-5/16	S421	894 016 3944	C	1.50	38	1.77	45	1.69	43
1-3/8	S422	894 016 3945	C	1.50	38	1.85	47	1.69	43
1-7/16	S423	894 016 3946	C	1.50	38	1.91	48.5	1.69	43
1-1/2	S424	894 016 3947	C	1.54	39	2.01	51	1.69	43
1-9/16	S425	894 016 3948	C	1.73	44	2.13	54	1.69	43
1-5/8	S426	894 016 3949	C	1.73	44	2.20	56	1.69	43

1/2" Square Drive Impact Sockets

Douilles pour carré d'entraînement 1/2"
1/2" Vierkant Steckschlüssel
Bussole con attacco da 1/2"
Bocas de cuadradillo 1/2"

DEEP



OUTPUT SIZE	MODEL	PART NUMBER	SHAPE	DIMENSIONS					
				D		D1		L	
				in.	mm	in.	mm	in.	mm

METRIC (mm)									
8	S408MD	894 016 3998	A	0.87	22	0.57	14.5	3.07	78
9	S409MD	894 016 3999	A	0.87	22	0.61	15.6	3.07	78
● 10	S410MD	894 016 4000	A	0.87	22	0.66	16.7	3.07	78
● 11	S411MD	894 016 4001	A	0.87	22	0.71	18	3.07	78
● 12	S412MD	894 016 4002	A	0.87	22	0.75	19	3.07	78
● 13	S413MD	894 016 4003	A	0.94	24	0.80	20.2	3.07	78
● 14	S414MD	894 016 4004	A	0.94	24	0.85	21.5	3.07	78
● 15	S415MD	894 016 4005	B	0.94	25	0.94	24	3.07	78
● 16	S416MD	894 016 4006	B	0.98	25	0.98	25	3.07	78
● 17	S417MD	894 016 4007	B	1.02	26	1.02	26	3.07	78
● 18	S418MD	894 016 4008	B	1.02	26	1.02	26	3.07	78
● 19	S419MD	894 016 4009	B	1.1	28	1.10	28	3.07	78
● 20	S420MD	894 016 7722	B	1.18	30	1.18	30	3.07	78
● 21	S421MD	894 016 4010	B	1.18	30	1.18	30	3.07	78
● 22	S422MD	894 016 7723	B	1.26	32	1.26	32	3.07	78
● 23	S423MD	894 016 7724	B	1.26	32	1.26	32	3.07	78
● 24	S424MD	894 016 7725	B	1.34	34	1.34	34	3.07	78
● 25	S425MD	894 016 7726	B	1.42	36	1.42	36	3.07	78
● 26	S426MD	894 016 4011	B	1.42	36	1.42	36	3.07	78
● 27	S427MD	894 016 4012	B	1.5	38	1.5	38	3.07	78
● 28	S428MD	894 016 4013	B	1.57	40	1.57	40	3.07	78
● 29	S429MD	894 016 4014	B	1.57	40	1.57	40	3.07	78
● 30	S430MD	894 016 4015	C	1.5	38	1.65	42	3.07	78
● 31	S431MD	894 016 4016	C	1.5	38	1.73	44	3.07	78
● 32	S432MD	894 016 4017	C	1.5	38	1.73	44	3.07	78
● 33	S433MD	894 016 4018	C	1.5	38	1.77	45	3.07	78
● 34	S434MD	894 016 4019	C	1.5	38	1.81	46	3.07	78
● 35	S435MD	894 016 4020	C	1.5	38	1.97	50	3.07	78
● 36	S436MD	894 016 4021	C	1.5	38	1.97	50	3.07	78
SAE (in.)									
● 5/16	S405D	894 016 3975	A	0.87	22	0.57	14.5	3.07	78
● 11/32	S4055D	894 016 3976	A	0.87	22	0.59	15	3.07	78
● 3/8	S406D	894 016 3977	A	0.87	22	0.63	16	3.07	78
● 7/16	S407D	894 016 3978	A	0.87	22	0.71	18	3.07	78
● 1/2	S408D	894 016 3979	A	0.87	22	0.79	20	3.07	78
● 9/16	S409D	894 016 3980	A	0.94	24	0.87	22	3.07	78
● 5/8	S410D	894 016 3981	B	0.98	25	0.98	25	3.07	78
● 11/16	S411D	894 016 3982	B	1.02	26	1.02	26	3.07	78
● 3/4	S412D	894 016 3983	B	1.1	28	1.10	28	3.07	78
● 13/16	S413D	894 016 3984	B	1.18	30	1.18	30	3.07	78
● 7/8	S414D	894 016 3985	B	1.26	32	1.26	32	3.07	78
● 15/16	S415D	894 016 3986	B	1.34	34	1.34	34	3.07	78
● 1	S416D	894 016 3987	B	1.42	36	1.42	36	3.07	78
● 1-1/16	S417D	894 016 3988	B	1.5	38	1.5	38	3.07	78
● 1-1/8	S418D	894 016 3989	C	1.5	38	1.57	40	3.07	78
● 1-3/16	S419D	894 016 3990	C	1.5	38	1.65	42	3.07	78
● 1-1/4	S420D	894 016 3991	C	1.5	38	1.73	44	3.07	78
1-5/16	S421D	894 016 3992	C	1.5	38	1.77	45	3.07	78
1-3/8	S422D	894 016 3993	C	1.5	38	1.85	47	3.07	78
1-7/16	S423D	894 016 3994	C	1.5	38	1.91	48.5	3.07	78
1-1/2	S424D	894 016 3995	C	1.54	39	2.01	51	3.07	78
1-9/16	S425D	894 016 3996	C	1.73	44	2.13	54	3.07	78
1-5/8	S426D	894 016 3997	C	1.73	44	2.2	56	3.07	78

SS4114D - DEEP - SET METRIC (mm)

14 piece set contents:

10, 11, 12, 13, 14, 15, 16,
17, 18, 19, 21, 22, 26 & 27 mm



PART NUMBER 894 016 4459

SS4013D - DEEP - SET SAE (in.)

13 piece set contents:

7/16", 1/2", 9/16", 5/8",
11/16", 3/4", 13/16", 7/8", 15/16",
1", 1-1/16", 1-1/8" & 1-1/4"



PART NUMBER 894 016 4466

1/2" Square Drive Impact Sockets

Douilles pour carré d'entraînement 1/2"

1/2" Vierkant Steckschlüssel

Bussole con attacco da 1/2"

Bocas de cuadrado 1/2"

SET - KITS

UNIVERSAL

SS4113U - UNIVERSAL - SET METRIC (mm)

13 piece set contents:
12, 13, 14, 15, 16, 17, 18
19, 20, 21, 22,
23 & 24 mm



PART NUMBER 894 016 4460

SS4014U - UNIVERSAL - SET SAE (in.)

14 piece set contents:
7/16", 1/2", 9/16", 5/8"
11/16", 3/4", 13/16", 7/8", 15/16",
1", 1-1/16", 1-1/8",
1-3/16" & 1-1/4"



PART NUMBER 894 016 4467

OUTPUT SIZE	SHAPE	DIMENSIONS					
		D		D1		L	
		in.	mm	in.	mm	in.	mm
METRIC (mm)							
12	A	1.18	30	0.75	19	2.56	65
13	A	1.18	30	0.79	20	2.56	65
14	A	1.18	30	0.87	22	2.56	65
15	A	1.18	30	0.91	23	2.56	65
16	A	1.18	30	0.91	23	2.56	65
17	A	1.34	34	1.02	26	2.56	65
18	A	1.34	34	1.02	26	2.56	65
19	A	1.34	34	1.10	28	2.56	65
20	A	1.34	34	1.18	30	2.56	65
21	A	1.34	34	1.18	30	2.56	65
22	A	1.34	34	1.26	32	2.56	65
23	A	1.34	34	1.26	32	2.56	65
24	A	1.34	34	1.34	34	2.56	65
SAE (in.)							
7/16	A	1.18	30	0.59	17	2.56	65
1/2	A	1.18	30	0.67	19	2.56	65
9/16	A	1.18	30	0.75	22	2.56	65
5/8	A	1.18	30	0.87	23	2.56	65
11/16	A	1.34	34	1.02	26	2.56	65
3/4	A	1.34	34	1.10	28	2.56	65
13/16	A	1.34	34	1.18	30	2.56	65
7/8	A	1.34	34	1.26	32	2.56	65
15/16	A	1.34	34	1.34	34	2.56	65
1	A	1.42	36	1.34	34	2.56	65
1-1/16	A	1.50	38	1.34	34	2.56	65
1-1/8	A	1.57	40	1.34	34	2.56	65
1-3/16	A	1.65	42	1.34	34	2.56	65
1-1/4	A	1.73	44	1.34	34	2.56	65

DEEP UNIVERSAL

SS4113DU - DEEP UNIVERSAL - SET METRIC (mm)

13 piece set contents:
12, 13, 14, 15, 16, 17, 18
19, 20, 21, 22,
23 & 24 mm



PART NUMBER 894 016 4461

OUTPUT SIZE	SHAPE	DIMENSIONS					
		D		D1		L	
		in.	mm	in.	mm	in.	mm
METRIC (mm)							
12	A	1.18	30	0.75	19	3.54	90
13	A	1.18	30	0.79	20	3.54	90
14	A	1.18	30	0.87	22	3.54	90
15	A	1.18	30	0.91	23	3.54	90
16	A	1.18	30	0.91	23	3.54	90
17	A	1.34	34	1.02	26	3.54	90
18	A	1.34	34	1.02	26	3.54	90
19	A	1.34	34	1.10	28	3.54	90
20	A	1.34	34	1.18	30	3.54	90
21	A	1.34	34	1.18	30	3.54	90
22	A	1.34	34	1.26	32	3.54	90
23	A	1.34	34	1.26	32	3.54	90
24	A	1.34	34	1.34	34	3.54	90

1/2" Square Drive Impact Sockets

Douilles pour carré d'entraînement 1/2"

1/2" Vierkant Steckschlüssel

Bussole con attacco da 1/2"

Bocas de cuadrado 1/2"

SET - KITS

DEEP UNIVERSAL

SS4014DU - DEEP UNIVERSAL - SET SAE (in.)

14 piece set contents:

7/16", 1/2", 9/16", 5/8"
11/16", 3/4", 13/16", 7/8", 15/16",
1", 1-1/16", 1-1/8", 1-3/16"
& 1-1/4"



PART NUMBER 894 016 4468


OUTPUT SIZE	SHAPE	DIMENSIONS					
		D		D1		L	
		in.	mm	in.	mm	in.	mm
SAE (in.)							
7/16	A	1.18	30	0.67	17	3.54	90
1/2	A	1.18	30	0.75	22	3.54	90
9/16	A	1.18	30	0.87	23	3.54	90
5/8	A	1.18	30	0.91	23	3.54	90
11/16	A	1.34	34	1.02	26	3.54	90
3/4	A	1.34	34	1.10	28	3.54	90
13/16	A	1.34	34	1.18	30	3.54	90
7/8	A	1.34	34	1.26	32	3.54	90
15/16	A	1.34	34	1.34	34	3.54	90
1	A	1.42	36	1.34	34	3.54	90
1-1/16	A	1.50	38	1.34	34	3.54	90
1-1/8	A	1.57	40	1.34	34	3.54	90
1-3/16	A	1.65	42	1.34	34	3.54	90
1-1/4	A	1.73	44	1.34	34	3.54	90

MAGNETIC

SS4112G - MAGNETIC - SET METRIC (mm)

12 piece set contents:

10, 11, 12, 13, 14, 15, 16,
17, 18, 19, 20 & 21mm



PART NUMBER 894 016 4462

SS4011G - MAGNETIC - SET SAE (in.)

11 piece set contents:

3/8", 7/16", 1/2", 9/16", 5/8", 11/16",
3/4", 13/16", 7/8", 15/16" & 1"



PART NUMBER 894 016 4469

OUTPUT SIZE	SHAPE	DIMENSIONS					
		D		D1		L	
		in.	mm	in.	mm	in.	mm
METRIC (mm)							
10	A	0.98	25	0.66	16.7	1.5	38
11	A	0.98	25	0.71	18	1.5	38
12	A	0.98	25	0.75	19	1.5	38
13	A	0.98	25	0.80	20.2	1.5	38
14	A	0.98	25	0.85	21.5	1.5	38
15	A	1.18	30	0.91	23	1.5	38
16	A	1.18	30	0.96	24.5	1.5	38
17	A	1.18	30	1.02	26	1.5	38
18	A	1.18	30	1.06	27	1.5	38
19	A	1.18	30	1.10	28	1.5	38
20	A	1.18	30	1.15	19.2	1.5	38
21	B	1.18	30	1.18	30	1.5	38
SAE (in.)							
3/8	A	0.98	25	0.63	16	1.5	38
7/16	A	0.98	25	0.71	18	1.5	38
1/2	A	0.98	25	0.79	20	1.5	38
9/16	A	0.98	25	0.87	22	1.5	38
5/8	B	0.98	25	0.98	25	1.5	38
11/16	C	0.98	25	1.02	26	1.5	38
3/4	C	0.98	25	1.10	28	1.5	38
13/16	C	0.98	25	1.18	30	1.5	38
7/8	C	1.18	30	1.26	32	1.5	38
15/16	C	1.18	30	1.34	34	1.65	42
1	C	1.18	30	1.42	36	1.65	42

1/2" Square Drive Impact Sockets

Douilles pour carré d'entraînement 1/2"

1/2" Vierkant Steckschlüssel

Bussole con attacco da 1/2"

Bocas de cuadrado 1/2"

SET - KITS

DEEP MAGNETIC

SS4112DG - DEEP MAGNETIC - SET METRIC (mm)

12 piece set contents:
10, 11, 12, 13, 14, 15, 16,
17, 18, 19, 20 & 21 mm



PART NUMBER 894 016 4463

SS4011DG - DEEP MAGNETIC - SET SAE (in.)

11 piece set contents:
3/8, 7/16", 1/2", 9/16", 5/8",
11/16", 3/4", 13/16", 7/8",
15/16" & 1"



PART NUMBER 894 016 4470

THIN WALL WHEEL & NUT PROTECTOR



SS413WP - THIN WALL WHEEL - SET METRIC (mm)

3 piece set contents:
17, 19 & 21 mm



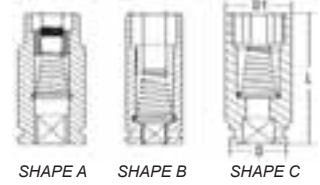
PART NUMBER 894 016 4464

SS414WP - THIN WALL WHEEL - SET METRIC (mm)

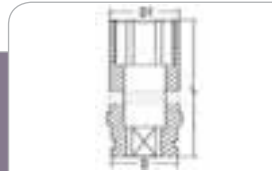
4 piece set contents:
17, 19, 21 & 22 mm



PART NUMBER 894 016 8375



OUTPUT SIZE	SHAPE	DIMENSIONS					
		D		D1		L	
		in.	mm	in.	mm	in.	mm
METRIC (mm)							
10	A	0.98	25	0.66	16.7	3.07	78
11	A	0.98	25	0.71	18	3.07	78
12	A	0.98	25	0.75	19	3.07	78
13	A	0.98	25	0.80	20.2	3.07	78
14	A	0.98	25	0.85	21.5	3.07	78
15	A	0.98	25	0.91	23	3.07	78
16	B	0.98	25	0.98	25	3.07	78
17	C	0.98	25	1.02	26	3.07	78
18	C	0.98	25	1.06	27	3.07	78
19	C	0.98	25	1.10	28	3.07	78
20	C	0.98	25	1.18	30	3.07	78
21	C	0.98	25	1.18	30	3.07	78
SAE (in.)							
3/8	A	0.98	25	0.63	16	3.07	78
7/16	A	0.98	25	0.71	18	3.07	78
1/2	A	0.98	25	0.79	20	3.07	78
9/16	A	0.98	25	0.87	22	3.07	78
5/8	B	0.98	25	0.98	25	3.07	78
11/16	B	0.98	25	1.02	26	3.07	78
3/4	C	0.98	25	1.10	28	3.07	78
13/16	C	0.98	25	1.18	30	3.07	78
7/8	C	1.18	30	1.26	32	3.07	78
15/16	C	1.18	30	1.33	34	3.07	78
1	C	1.18	30	1.41	36	3.07	78



OUTPUT SIZE	MODEL	PART NUMBER	SHAPE	DIMENSIONS						
				D		D1		L		
				in.	mm	in.	mm	in.	mm	
METRIC (mm)										
15	S415MWP	894 016 7074	SILVER	1.18	30	0.84	21.4	3.35	85	
17	S417MWP	894 016 4134	BLUE	1.18	30	0.94	23.8	3.35	85	
19	S419MWP	894 016 4135	YELLOW	1.18	30	1.02	26.0	3.35	85	
21	S421MWP	894 016 4136	RED	1.18	30	1.10	28.0	3.35	85	
22	S422MWP	894 016 4137	ORANGE	1.26	32	1.16	29.5	3.35	85	
23	S423MWP	894 016 4138	PINK	1.34	34	1.20	30.5	3.35	85	
SAE (in.)										
3/4	S412WP	894 016 4128	LIGHT GREEN	1.18	30	1.02	26.0	3.35	85	
13/16	S413WP	894 016 4129	PURPLE	1.18	30	1.10	28.0	3.35	85	
7/8	S414WP	894 016 4130	GREEN	1.26	32	1.16	29.5	3.35	85	
15/16	S415WP	894 016 4131	BROWN	1.34	34	1.24	31.5	3.35	85	
1	S416WP	894 016 4132	SILVER	1.42	36	1.32	33.5	3.35	85	
1-1/16	S417WP	894 016 4133	BLACK	1.50	38	1.40	35.5	3.35	85	

SS4211WP - THIN WALL WHEEL - SET SAE (in.) & METRIC (mm)

11 piece set contents:
3/4", 13/16", 7/8", 15/16", 1",
1-1/16", 17, 19, 21, 22 & 23 mm



PART NUMBER 894 016 4471

1/2" Square Drive Impact Sockets

Douilles pour carré d'entraînement 1/2"
1/2" Vierkant Steckschlüssel
Bussole con attacco da 1/2"
Bocas de cuadradillo 1/2"

DEEP & EXTRA THIN WALL FLIP

Flip & Flip Extra Thin Wall - SET

2 piece set contents:

1/2" DR Flip Thin Wall sockets 19mm x 21mm
 & 3/4" x 13/16"

PART NUMBER **894 016 9701**

Flip Deep - SET

2 piece set contents:

1/2" DR Flip Deep sockets 19mm x 21mm
 & 3/4" x 13/16"

PART NUMBER **894 016 9702**



MODEL	PART NUMBER	DESCRIPTION
S417X21MFD	894 016 6937	1/2" DR Flip Deep 17 x 21 mm
S419X21MFD	894 016 6936	1/2" DR Flip Deep 19 x 21 mm
S412X13FD	894 016 6935	1/2" DR Flip Deep 3/4" x 13/16"
S412X13FTW	894 016 6933	1/2" DR Flip Thin Wall 3/4" x 13/16"
S414X15FTW	894 016 6938	1/2" DR Flip Thin Wall 7/8" x 15/16"
S419X21MFETW	894 016 6934	1/2" DR Flip Extra Thin Wall 19 x 21 mm

EXTRA THIN WALL



MODEL	PART NUMBER	DESCRIPTION
S414ETW	894 016 7727	1/2" DR Extra Thin Wall 7/8"
S417METW	894 016 7729	1/2" DR Extra Thin Wall 17mm
S419METW	894 016 7730	1/2" DR Extra Thin Wall 19mm
S421METW	894 016 7731	1/2" DR Extra Thin Wall 21mm
S422METW	894 016 7728	1/2" DR Extra Thin Wall 22mm

SS413TW - THIN WALL WHEEL - SET METRIC (mm)


3 piece set contents:
 17, 19 & 21 mm



PART NUMBER **894 016 6760**

SS435B - TORQUE BARS - SET (Nm)

5 piece set contents:
 100, 110, 120,
 135 & 150 Nm



PART NUMBER **894 016 8376**

3/4" Square Drive Impact Sockets

Douilles pour carré d'entraînement 3/4"
3/4" Vierkant Steckschlüssel
Bussole con attacco da 3/4"
Bocas de cuadrado 3/4"

STANDARD



SS618 - STANDARD - SET METRIC (mm)

8 piece set contents:
 26, 27, 29, 30, 32, 35, 36 & 38 mm



PART NUMBER 894 016 4472



SS614 - STANDARD - SET SAE (in.)

14 piece set contents:
 3/4", 13/16", 7/8", 15/16", 1",
 1-1/16", 1-1/8", 1-3/16", 1-1/4", 1-5/16",
 1-3/8", 1-7/16", 1-1/2", & 1-5/8"



PART NUMBER 894 016 4474

OUTPUT SIZE	MODEL	PART NUMBER	SHAPE	DIMENSIONS					
				D		D1		L	
				in.	mm	in.	mm	in.	mm
METRIC (mm)									
19	S619M	894 016 4180	A	1.5	38	1.18	30	1.97	50
20	S620M	894 016 4181	A	1.5	38	1.22	31	2.05	52
21	S621M	894 016 4182	A	1.5	38	1.26	32	2.05	52
22	S622M	894 016 4183	A	1.5	38	1.34	34	2.05	52
23	S623M	894 016 4184	A	1.5	38	1.38	35	2.05	52
24	S624M	894 016 4185	A	1.5	38	1.42	36	2.05	52
25	S625M	894 016 4186	B	1.5	38	1.50	38	2.05	52
26	S626M	894 016 4187	B	1.57	40	1.57	40	2.05	52
27	S627M	894 016 4188	B	1.57	40	1.57	40	2.05	52
28	S628M	894 016 4189	B	1.65	42	1.65	42	2.05	52
29	S629M	894 016 4190	B	1.65	42	1.65	42	2.05	52
30	S630M	894 016 4191	B	1.73	44	1.73	44	2.05	52
31	S631M	894 016 4192	B	1.73	44	1.73	44	2.20	56
32	S632M	894 016 4193	B	1.73	44	1.73	44	2.20	56
33	S633M	894 016 4194	C	1.73	44	1.85	47	2.20	56
34	S634M	894 016 4195	C	1.73	44	1.89	48	2.20	56
35	S635M	894 016 4196	C	1.73	44	1.97	50	2.20	56
36	S636M	894 016 4197	C	1.73	44	2.01	51	2.20	56
37	S637M	894 016 4198	C	1.73	44	2.05	52	2.20	56
38	S638M	894 016 4199	C	1.73	44	2.09	53	2.20	56
40	S640M	894 016 4200	C	1.73	44	2.20	56	2.44	62
41	S641M	894 016 4201	C	1.73	44	2.28	58	2.44	62
42	S642M	894 016 4202	C	1.73	44	2.40	61	2.44	62
43	S643M	894 016 4203	C	1.73	44	2.48	63	2.48	63
44	S644M	894 016 4204	C	1.73	44	2.56	65	2.48	63
46	S646M	894 016 4205	C	1.73	44	2.64	67	2.48	63
50	S650M	894 016 4206	C	2.13	54	2.80	71	2.83	72
SAE (in.)									
1/2	S608	894 016 4139	A	1.50	38	0.87	22	1.97	50
9/16	S609	894 016 4140	A	1.50	38	1.04	26.5	1.97	50
5/8	S610	894 016 4141	A	1.50	38	1.08	27.5	1.97	50
11/16	S611	894 016 4142	A	1.50	38	1.14	29	1.97	50
3/4	S612	894 016 4143	A	1.50	38	1.18	30	1.97	50
13/16	S613	894 016 4144	A	1.50	38	1.26	32	2.05	52
7/8	S614	894 016 4145	A	1.50	38	1.34	34	2.05	52
15/16	S615	894 016 4146	A	1.50	38	1.42	36	2.05	52
1	S616	894 016 4147	B	1.57	40	1.57	40	2.05	52
1-1/16	S617	894 016 4148	B	1.57	40	1.57	40	2.05	52
1-1/8	S618	894 016 4149	B	1.65	42	1.65	42	2.05	52
1-3/16	S619	894 016 4150	B	1.73	44	1.73	44	2.05	52
1-1/4	S620	894 016 4151	B	1.73	44	1.73	44	2.05	52
1-5/16	S621	894 016 4152	C	1.73	44	1.85	47	2.20	56
1-3/8	S622	894 016 4153	C	1.73	44	1.97	50	2.20	56
1-7/16	S623	894 016 4154	C	1.73	44	2.01	51	2.20	56
1-1/2	S624	894 016 4155	C	1.73	44	2.09	53	2.20	56
1-9/16	S625	894 016 4156	C	1.73	44	2.20	56	2.44	62
1-5/8	S626	894 016 4157	C	1.73	44	2.28	58	2.44	62
1-11/16	S627	894 016 4158	C	1.73	44	2.50	63.5	2.44	62
1-3/4	S628	894 016 4159	C	1.73	44	2.56	65	2.44	62
1-13/16	S629	894 016 4160	C	1.73	44	2.64	67	2.68	68
1-7/8	S630	894 016 4161	C	1.73	44	2.68	68	2.68	68
1-15/16	S631	894 016 4162	C	1.73	44	2.76	70	2.76	70
2	S632	894 016 4163	C	2.13	54	2.80	71	2.83	72
2-1/16	S633	894 016 4164	C	2.13	54	2.91	74	2.83	72
2-1/8	S634	894 016 4165	C	2.13	54	3.03	77	2.83	72
2-3/16	S635	894 016 4166	C	2.13	54	3.03	77	2.91	74
2-1/4	S636	894 016 4167	C	2.13	54	3.15	80	2.91	74
2-5/16	S637	894 016 4168	C	2.13	54	3.23	82	2.95	75
2-3/8	S638	894 016 4169	C	2.13	54	3.31	84	2.95	75
2-7/16	S639	894 016 4170	C	2.13	54	3.35	85	2.95	75
2-1/2	S640	894 016 4171	C	2.13	54	3.39	86	2.95	75
2-9/16	S641	894 016 4172	C	2.44	62	3.50	89	3.07	78
2-5/8	S642	894 016 4173	C	2.44	62	3.58	91	3.15	80
2-11/16	S643	894 016 4174	C	2.44	62	3.66	93	3.15	80
2-3/4	S644	894 016 4175	C	2.44	62	3.74	95	3.23	82
2-13/16	S645	894 016 4176	C	2.44	62	3.86	98	3.23	82
2-7/8	S646	894 016 4177	C	2.44	62	3.94	100	3.23	82
2-15/16	S647	894 016 4178	C	2.44	62	4.02	102	3.35	85
3	S648	894 016 4179	C	2.44	62	4.09	104	3.43	87

3/4" Square Drive Impact Sockets

Douilles pour carré d'entraînement 3/4"

3/4" Vierkant Steckschlüssel

Bussole con attacco da 3/4"

Bocas de cuadrado 3/4"

DEEP



SS618D - DEEP - SET METRIC (mm)

8 piece set contents:

26, 27, 29, 30, 32,
35, 36 & 38 mm



PART NUMBER 894 016 4473

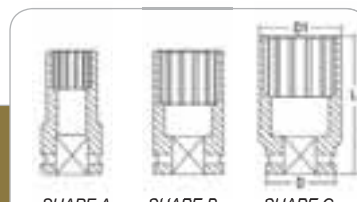
SS6111DWS - SET METRIC (mm)

11 piece set contents:

SQ: 17, 19, 21
DEEP: 27, 30,
32, 33, 35, 36,
38 & 41 mm



PART NUMBER 894 016 7072



OUTPUT SIZE	MODEL	PART NUMBER	SHAPE	DIMENSIONS						
				D		D1		L		
				in.	mm	in.	mm	in.	mm	
METRIC (mm)										
19	S619MD	894 016 4248	A	1.5	38	1.18	30	3.35	85	
20	S620MD	894 016 4249	A	1.5	38	1.22	31	3.35	85	
21	S621MD	894 016 4250	A	1.5	38	1.26	32	3.35	85	
22	S622MD	894 016 4251	A	1.5	38	1.34	34	3.35	85	
23	S623MD	894 016 4252	A	1.5	38	1.38	35	3.35	85	
24	S624MD	894 016 4253	A	1.5	38	1.42	36	3.35	85	
25	S625MD	894 016 4254	B	1.5	38	1.50	38	3.35	85	
26	S626MD	894 016 4255	B	1.57	40	1.57	40	3.35	85	
27	S627MD	894 016 4256	B	1.57	40	1.57	40	3.35	85	
28	S628MD	894 016 4257	B	1.65	42	1.65	42	3.35	85	
29	S629MD	894 016 4258	B	1.65	42	1.65	42	3.35	85	
30	S630MD	894 016 4259	B	1.73	44	1.73	44	3.35	85	
31	S631MD	894 016 4260	B	1.73	44	1.73	44	3.35	85	
32	S632MD	894 016 4261	B	1.73	44	1.73	44	3.35	85	
33	S633MD	894 016 4262	C	1.73	44	1.85	47	3.35	85	
34	S634MD	894 016 4263	C	1.73	44	1.89	48	3.35	85	
35	S635MD	894 016 4264	C	1.73	44	1.97	50	3.35	85	
36	S636MD	894 016 4265	C	1.73	44	2.01	51	3.35	85	
37	S637MD	894 016 4266	C	1.73	44	2.05	52	3.35	85	
38	S638MD	894 016 4267	C	1.73	44	2.09	53	3.35	85	
40	S640MD	894 016 4268	C	1.73	44	2.20	56	3.35	85	
41	S641MD	894 016 4269	C	1.73	44	2.28	58	3.35	85	
42	S642MD	894 016 4270	C	1.73	44	2.40	61	3.35	85	
43	S643MD	894 016 4271	C	1.73	44	2.48	63	3.74	95	
44	S644MD	894 016 4272	C	1.73	44	2.56	65	3.74	95	
46	S646MD	894 016 4273	C	1.73	44	2.64	67	3.74	95	
50	S650MD	894 016 4274	C	2.13	54	2.80	71	3.74	95	

WHEEL SERVICE



S641X21MBW

S624X13BW

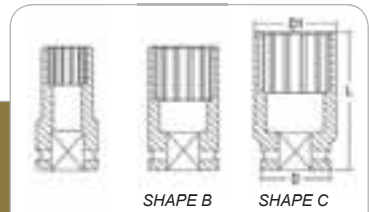

S613SQ

MODEL	PART NUMBER	DESCRIPTION
S641X21MBW	894 016 7733	3/4" Combination Budd 41 x 21mm
S624X13BW	894 016 7734	3/4" Combination Budd 1-1/2" x 13/16"
S613SQ	894 016 7735	3/4" DR Square 13/16"

3/4" Square Drive Impact Sockets

Douilles pour carré d'entraînement 3/4"
3/4" Vierkant Steckschlüssel
Bussole con attacco da 3/4"
Bocas de cuadrado 3/4"

DEEP



OUTPUT SIZE	MODEL	PART NUMBER	SHAPE	DIMENSIONS					
				D		D1		L	
				in.	mm	in.	mm	in.	mm
SAE (in.)									
1/2	S608D	894 016 4207	A	1.5	38	0.87	22	3.35	85
9/16	S609D	894 016 4208	A	1.5	38	1.04	26.5	3.35	85
5/8	S610D	894 016 4209	A	1.5	38	1.08	27.5	3.35	85
11/16	S611D	894 016 4210	A	1.5	38	1.14	29	3.35	85
3/4	S612D	894 016 4211	A	1.5	38	1.18	30	3.35	85
13/16	S613D	894 016 4212	A	1.5	38	1.26	32	3.35	85
7/8	S614D	894 016 4213	A	1.5	38	1.34	34	3.35	85
15/16	S615D	894 016 4214	A	1.5	38	1.42	36	3.35	85
1	S616D	894 016 4215	B	1.57	40	1.57	40	3.35	85
1-1/16	S617D	894 016 4216	B	1.57	40	1.57	40	3.35	85
1-1/8	S618D	894 016 4217	B	1.65	42	1.65	42	3.35	85
1-3/16	S619D	894 016 4218	B	1.73	44	1.73	44	3.35	85
1-1/4	S620D	894 016 4219	B	1.73	44	1.73	44	3.35	85
1-5/16	S621D	894 016 4220	C	1.73	44	1.85	47	3.35	85
1-3/8	S622D	894 016 4221	C	1.73	44	1.97	50	3.35	85
1-7/16	S623D	894 016 4222	C	1.73	44	2.01	51	3.35	85
1-1/2	S624D	894 016 4223	C	1.73	44	2.09	53	3.35	85
1-9/16	S625D	894 016 4224	C	1.73	44	2.20	56	3.35	85
1-5/8	S626D	894 016 4225	C	1.73	44	2.28	58	3.35	85
1-11/16	S627D	894 016 4226	C	1.73	44	2.50	63.5	3.35	85
1-3/4	S628D	894 016 4227	C	1.73	44	2.56	65	3.35	85
1-13/16	S629D	894 016 4228	C	1.73	44	2.64	67	3.35	85
1-7/8	S630D	894 016 4229	C	1.73	44	2.68	68	3.35	85
1-15/16	S631D	894 016 4230	C	1.73	44	2.76	70	3.35	85
2	S632D	894 016 4231	C	2.13	54	2.80	71	3.35	85
2-1/16	S633D	894 016 4232	C	2.13	54	2.91	74	3.74	95
2-1/8	S634D	894 016 4233	C	2.13	54	3.03	77	3.74	95
2-3/16	S635D	894 016 4234	C	2.13	54	3.03	77	3.74	95
2-1/4	S636D	894 016 4235	C	2.13	54	3.15	80	3.74	95
2-5/16	S637D	894 016 4236	C	2.13	54	3.23	82	3.74	95
2-3/8	S638D	894 016 4237	C	2.13	54	3.31	84	3.74	95
2-7/16	S639D	894 016 4238	C	2.13	54	3.35	85	3.74	95
2-1/2	S640D	894 016 4239	C	2.13	54	3.39	86	3.74	95
2-9/16	S641D	894 016 4240	C	2.44	62	3.50	89	3.94	100
2-5/8	S642D	894 016 4241	C	2.44	62	3.58	91	3.94	100
2-11/16	S643D	894 016 4242	C	2.44	62	3.66	93	4.13	105
2-3/4	S644D	894 016 4243	C	2.44	62	3.74	95	4.13	105
2-13/16	S645D	894 016 4244	C	2.44	62	3.86	98	4.33	110
2-7/8	S646D	894 016 4245	C	2.44	62	3.94	100	4.33	110
2-15/16	S647D	894 016 4246	C	2.44	62	4.02	102	4.72	120
3	S648D	894 016 4247	C	2.44	62	4.09	104	4.72	120

SS6008D - DEEP - SET SAE (in.)

8 piece set contents:

1", 1-1/16", 1-1/8", 1-1/4", 1-5/16",
 1-3/8", 1-7/16" & 1-1/2"



PART NUMBER 894 016 7073

SS6014D - DEEP - SET SAE (in.)

14 piece set contents:

3/4", 13/16", 7/8", 15/16", 1", 1-1/16", 1-1/8",
 1-3/16", 1-1/4", 1-5/16",
 1-3/8", 1-7/16",
 1-1/2" & 1-5/8"



PART NUMBER 894 016 4475

1" Square Drive Impact Sockets

Douilles pour carré d'entraînement 1"

1" Vierkant Steckschlüssel

Bussole con attacco da 1"

Bocas de cuadrado 1"

STANDARD



SS818 - STANDARD - SET METRIC (mm)

8 piece set contents:

27, 30, 32, 33, 35,
36, 38 & 41 mm



PART NUMBER 894 016 4476

OUTPUT SIZE	MODEL	PART NUMBER	SHAPE	DIMENSIONS					
				D		D1		L	
				in.	mm	in.	mm	in.	mm
METRIC (mm)									
19	S819M	894 016 4323	A	2.01	51	1.42	36	2.28	58
21	S821M	894 016 4324	A	2.01	51	1.50	38	2.28	58
22	S822M	894 016 4325	A	2.01	51	1.54	39	2.28	58
23	S823M	894 016 4326	A	2.01	51	1.57	40	2.28	58
24	S824M	894 016 4327	A	2.01	51	1.57	40	2.28	58
25	S825M	894 016 4328	A	2.01	51	1.61	41	2.28	58
26	S826M	894 016 4329	A	2.01	51	1.67	42.5	2.28	58
27	S827M	894 016 4330	A	2.01	51	1.73	44	2.28	58
28	S828M	894 016 4331	A	2.01	51	1.77	45	2.28	58
29	S829M	894 016 4332	B	2.01	1.77	1.81	46	2.28	58
30	S830M	894 016 4333	A	2.05	1.81	1.89	48	2.36	60
32	S832M	894 016 4334	B	2.05	1.89	2.01	51	2.36	60
33	S833M	894 016 4335	C	2.05	52	2.09	53	2.36	60
35	S835M	894 016 4336	C	2.05	52	2.13	54	2.44	62
36	S836M	894 016 4337	C	2.05	52	2.20	56	2.44	62
38	S838M	894 016 4338	C	2.05	52	2.28	58	2.44	62
40	S840M	894 016 4339	C	2.05	52	2.36	60	2.44	62
41	S841M	894 016 4340	C	2.05	52	2.42	61.5	2.44	62
42	S842M	894 016 4341	C	2.05	52	2.48	63	2.52	64
43	S843M	894 016 4342	C	2.05	52	2.55	65	2.52	64
44	S844M	894 016 4343	C	2.28	58	2.59	66	2.52	64
45	S845M	894 016 4344	C	2.28	58	2.63	67	2.52	64
46	S846M	894 016 4345	C	2.28	58	2.68	68	2.52	64
50	S850M	894 016 4346	C	2.28	58	2.87	73	2.76	70
52	S852M	894 016 4347	C	2.28	58	2.95	75	2.76	70
54	S854M	894 016 4348	C	2.28	58	3.07	78	2.76	70
55	S855M	894 016 4349	C	2.44	62	3.11	79	2.83	72
56	S856M	894 016 4350	C	2.44	62	3.15	80	2.91	74
58	S858M	894 016 4351	C	2.44	62	3.35	85	2.95	75
60	S860M	894 016 4352	C	2.44	62	3.43	87	3.07	78
65	S865M	894 016 4353	C	2.44	62	3.66	93	3.15	80
70	S870M	894 016 4354	C	2.44	62	3.86	98	3.35	85

1" Square Drive Impact Sockets

Douilles pour carré d'entraînement 1"
1" Vierkant Steckschlüssel
Bussole con attacco da 1"
Bocas de cuadrado 1"

STANDARD



SS808 - STANDARD - SET SAE (in.)

8 piece set contents:
 7/8", 15/16", 1", 1-1/16", 1-1/8"
 1-3/16", 1-1/4" & 1-1/2"



PART NUMBER 894 016 4478

OUTPUT SIZE	MODEL	PART NUMBER	SHAPE	DIMENSIONS					
				D		D1		L	
				in.	mm	in.	mm	in.	mm
SAE (in.)									
3/4	S812	894 016 4275	A	2.01	51	1.42	36	2.28	58
13/16	S813	894 016 4276	A	2.01	51	1.50	38	2.28	58
7/8	S814	894 016 4277	A	2.01	51	1.54	39	2.28	58
15/16	S815	894 016 4278	A	2.01	51	1.57	40	2.28	58
1	S816	894 016 4279	A	2.01	51	1.65	42	2.28	58
1-1/16	S817	894 016 4280	A	2.01	51	1.73	44	2.28	58
1-1/8	S818	894 016 4281	A	2.01	51	1.81	46	2.28	58
1-3/16	S819	894 016 4282	A	2.01	51	1.89	48	2.36	60
1-1/4	S820	894 016 4283	B	2.01	51	2.01	51	2.36	60
1-5/16	S821	894 016 4284	C	2.05	1.81	2.09	53	2.44	62
1-3/8	S822	894 016 4285	C	2.05	1.81	2.13	54	2.44	62
1-7/16	S823	894 016 4286	C	2.05	1.89	2.20	56	2.44	62
1-1/2	S824	894 016 4287	C	2.05	52	2.28	58	2.44	62
1-9/16	S825	894 016 4288	C	2.05	52	2.36	60	2.44	62
1-5/8	S826	894 016 4289	C	2.05	52	2.42	61.5	2.44	62
1-11/16	S827	894 016 4290	C	2.05	52	2.56	65	2.52	64
1-3/4	S828	894 016 4291	C	2.28	58	2.60	66	2.52	64
1-13/16	S829	894 016 4292	C	2.28	58	2.68	68	2.52	64
1-7/8	S830	894 016 4293	C	2.28	58	2.76	70	2.60	66
1-15/16	S831	894 016 4294	C	2.28	58	2.83	72	2.68	68
2	S832	894 016 4295	C	2.28	58	2.91	74	2.76	70
2-1/16	S833	894 016 4296	C	2.28	58	2.95	75	2.76	70
2-1/8	S834	894 016 4297	C	2.28	58	3.07	78	2.76	70
2-3/16	S835	894 016 4298	C	2.44	62	3.15	80	2.83	72
2-1/4	S836	894 016 4299	C	2.44	62	3.31	84	2.95	75
2-5/16	S837	894 016 4300	C	2.44	62	3.39	86	2.95	75
2-3/8	S838	894 016 4301	C	2.44	62	3.43	87	3.07	78
2-7/16	S839	894 016 4302	C	2.44	62	3.50	89	3.07	78
2-1/2	S840	894 016 4303	C	2.44	62	3.58	91	3.15	80
2-9/16	S841	894 016 4304	C	2.44	62	3.68	93	3.15	80
2-5/8	S842	894 016 4305	C	2.44	62	3.74	95	3.23	82
2-11/16	S843	894 016 4306	C	2.44	62	3.82	97	3.23	82
2-3/4	S844	894 016 4307	C	2.44	62	3.86	98	3.35	85
2-13/16	S845	894 016 4308	C	2.44	62	3.94	100	3.43	87
2-7/8	S846	894 016 4309	C	2.44	62	4.02	102	3.43	87
2-15/16	S847	894 016 4310	C	3.39	86	4.09	104	3.74	95
3	S848	894 016 4311	C	3.39	86	4.17	106	3.86	98
3-1/8	S859	894 016 4312	C	3.39	86	4.29	109	3.94	100
3-1/4	S850	894 016 4313	C	3.39	86	4.45	113	3.94	100
3-3/8	S851	894 016 4314	C	3.39	86	4.53	115	3.94	100
1-1/2	S852	894 016 4315	C	3.39	86	4.69	119	4.13	105
3-5/8	S853	894 016 4316	C	3.39	86	5.00	127	4.33	110
3-3/4	S854	894 016 4317	C	3.39	86	5.12	130	4.33	110
3-7/8	S855	894 016 4318	C	3.74	95	5.35	136	4.33	110
4	S856	894 016 4319	C	3.74	95	5.51	140	4.72	120
4-1/8	S857	894 016 4320	C	3.74	95	5.63	143	4.72	120
4-1/4	S858	894 016 4321	C	3.74	95	5.75	146	4.72	120
4-1/2	S859	894 016 4322	C	3.74	95	5.98	152	4.72	120

WHEEL SERVICE



S841TW

S813SQ

MODEL	PART NUMBER	DESCRIPTION
S841TW	894 016 7732	1" DR Deep Thin Wall 41mm
S820W	894 016 6944	1" DR Thin Wall 1-1/4"
S824TW	894 016 7737	1" DR Deep Thin Wall 1-1/2"
S813SQ	894 016 6942	1" DR Square 13/16"
S841X21MBW	894 016 7738	1" DR Combination Budd wheel 41 x 21mm
S824X13BW	894 016 6932	1" DR Combination Budd wheel 1-1/2" x 13/16"

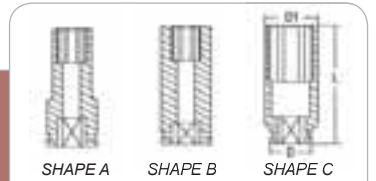
1" Square Drive Impact Sockets

Douilles pour carré d'entraînement 1"
1" Vierkant Steckschlüssel
Bussole con attacco da 1"
Bocas de cuadrado 1"

DEEP



OUTPUT SIZE	MODEL	PART NUMBER	SHAPE	DIMENSIONS					
				D		D1		L	
				in.	mm	in.	mm	in.	mm
METRIC (mm)									
19	S819MD	894 016 4403	A	2.01	51	1.42	36	3.54	90
21	S821MD	894 016 4404	A	2.01	51	1.50	38	3.54	90
22	S822MD	894 016 4405	A	2.01	51	1.54	39	3.54	90
23	S823MD	894 016 4406	A	2.01	51	1.57	40	3.54	90
24	S824MD	894 016 4407	A	2.01	51	1.57	40	3.54	90
25	S825MD	894 016 4408	A	2.01	51	1.61	41	3.54	90
26	S826MD	894 016 4409	A	2.01	51	1.67	42.5	3.54	90
27	S827MD	894 016 4410	A	2.01	51	1.73	44	3.54	90
28	S828MD	894 016 4411	A	2.01	51	1.77	45	3.54	90
29	S829MD	894 016 4412	B	2.01	1.77	1.81	46	3.54	90
30	S830MD	894 016 4413	A	2.01	1.77	1.89	48	3.54	90
32	S832MD	894 016 4414	B	2.01	1.77	2.01	51	3.54	90
33	S833MD	894 016 4415	C	2.05	52	2.09	53	3.54	60
34	S834MD	894 016 4417	C	2.05	52	2.13	54	3.54	62
35	S835MD	894 016 4418	C	2.05	52	2.13	54	3.54	62
36	S836MD	894 016 4419	C	2.05	52	2.20	56	3.54	90
38	S838MD	894 016 4420	C	2.05	52	2.28	58	3.62	92
40	S840MD	894 016 4420	C	2.05	52	2.36	60	3.62	92
41	S841MD	894 016 4421	C	2.05	52	2.42	61.5	3.62	92
42	S842MD	894 016 4422	C	2.05	52	2.48	63	3.62	92
43	S843MD	894 016 4423	C	2.05	52	2.56	65	3.62	92
44	S844MD	894 016 4424	C	2.28	58	2.60	66	3.62	92
45	S845MD	894 016 4425	C	2.28	58	2.64	67	3.62	92
46	S846MD	894 016 4426	C	2.28	58	2.68	68	3.62	92
50	S850MD	894 016 4427	C	2.28	58	2.87	73	3.74	95
52	S852MD	894 016 4428	C	2.28	58	2.95	75	3.74	95
54	S854MD	894 016 4429	C	2.28	58	3.07	78	3.74	95
55	S855MD	894 016 4430	C	2.44	62	3.11	79	3.94	100
56	S856MD	894 016 4431	C	2.44	62	3.15	80	3.94	100
58	S858MD	894 016 4432	C	2.44	62	3.35	85	4.13	105
60	S860MD	894 016 4433	C	2.44	62	3.43	87	4.13	105
65	S865MD	894 016 4434	C	2.44	62	3.66	93	4.72	120
70	S870MD	894 016 4435	C	2.44	62	3.86	98	4.88	124



SS814D - DEEP - SET METRIC (mm)

4 piece set contents:
27, 32, 33 & 36 mm



PART NUMBER 894 016 6016

SS818D - DEEP - SET METRIC (mm)

8 piece set contents:
27, 30, 32, 33, 35, 36, 38 & 41 mm



PART NUMBER 894 016 4477

SS8107WS - SET METRIC (mm)

7 piece set contents:
27, 33, 35, 36, 38, 41 mm
Sq: 17, 21 mm



PART NUMBER 894 016 7877

1" Square Drive Impact Sockets

Douilles pour carré d'entraînement 1"

1" Vierkant Steckschlüssel

Bussole con attacco da 1"

Bocas de cuadradillo 1"


DEEP



SS808D - DEEP - SET SAE (in.)

8 piece set contents:

7/8", 15/16", 1", 1-1/16", 1-1/8"
1-3/16", 1-1/4" & 1-1/2"



PART NUMBER 894 016 4479

SS8205WS - SET SAE (in.) & METRIC (mm)

5 piece set contents:

DP: 33 mm, 1, 1/2",
TW 1-1/8", 1-1/4" -
Sq. 13/16"



PART NUMBER 894 016 6943

SS8208WS - SET SAE (in.) & METRIC (mm)

8 piece set contents:

Sdt. 7/8", 1" & 33 mm
DP: 1-1/16", 1-1/8", 1-1/4"
Sq. 13/16" / 1
controlled depth: 1-1/2"



PART NUMBER 894 016 7876

OUTPUT SIZE	MODEL	PART NUMBER	SHAPE	DIMENSIONS					
				D		D1		L	
				in.	mm	in.	mm	in.	mm
SAE (in.)									
3/4	S812D	894 016 4355	A	2.01	51	1.42	36	3.54	90
13/16	S813D	894 016 4356	A	2.01	51	1.50	38	3.54	90
7/8	S814D	894 016 4357	A	2.01	51	1.54	39	3.54	90
15/16	S815D	894 016 4358	A	2.01	51	1.57	40	3.54	90
1	S816D	894 016 4359	A	2.01	51	1.65	42	3.54	90
1-1/16	S817D	894 016 4360	A	2.01	51	1.73	44	3.54	90
1-1/8	S818D	894 016 4361	A	2.01	51	1.81	46	3.54	90
1-3/16	S819D	894 016 4362	A	2.01	51	1.89	48	3.54	90
1-1/4	S820D	894 016 4363	B	2.01	51	2.01	51	3.54	90
1-5/16	S821D	894 016 4364	C	2.05	1.81	2.09	53	3.54	90
1-3/8	S822D	894 016 4365	C	2.05	1.81	2.13	54	3.54	90
1-7/16	S823D	894 016 4366	C	2.05	1.89	2.20	56	3.54	90
1-1/2	S824D	894 016 4367	C	2.05	52	2.28	58	3.62	92
1-9/16	S825D	894 016 4368	C	2.05	52	2.36	60	3.62	92
1-5/8	S826D	894 016 4369	C	2.05	52	2.42	61.5	3.62	92
1-11/16	S827D	894 016 4370	C	2.05	52	2.56	65	3.62	92
1-3/4	S828D	894 016 4371	C	2.28	58	2.60	66	3.62	92
1-13/16	S829D	894 016 4372	C	2.28	58	2.68	68	3.62	92
1-7/8	S830D	894 016 4373	C	2.28	58	2.76	70	3.62	92
1-15/16	S831D	894 016 4374	C	2.28	58	2.83	72	3.62	92
2	S832D	894 016 4375	C	2.28	58	2.91	74	3.74	95
2-1/16	S833D	894 016 4376	C	2.28	58	2.95	75	3.74	95
2-1/8	S834D	894 016 4377	C	2.28	58	3.07	78	3.74	95
2-3/16	S835D	894 016 4378	C	2.44	62	3.15	80	3.94	100
2-1/4	S836D	894 016 4379	C	2.44	62	3.31	84	3.94	100
2-5/16	S837D	894 016 4380	C	2.44	62	3.39	86	4.13	105
2-3/8	S838D	894 016 4381	C	2.44	62	3.43	87	4.13	105
2-7/16	S839D	894 016 4382	C	2.44	62	3.50	89	4.33	110
2-1/2	S840D	894 016 4383	C	2.44	62	3.58	91	4.33	110
2-9/16	S841D	894 016 4384	C	2.44	62	3.66	93	4.72	120
2-5/8	S842D	894 016 4385	C	2.44	62	3.74	95	4.72	120
2-11/16	S843D	894 016 4386	C	2.44	62	3.82	97	4.88	124
2-3/4	S844D	894 016 4387	C	2.44	62	3.86	98	4.88	124
2-13/16	S845D	894 016 4388	C	2.44	62	3.94	100	5.04	128
2-7/8	S846D	894 016 4389	C	2.44	62	4.02	102	5.04	128
2-15/16	S847D	894 016 4390	C	3.39	86	4.09	104	5.31	135
3	S848D	894 016 4391	C	3.39	86	4.17	106	5.31	135
3-1/8	S859D	894 016 4392	C	3.39	86	4.29	109	5.31	135
3-1/4	S850D	894 016 4393	C	3.39	86	4.45	113	5.31	135
3-3/8	S851D	894 016 4394	C	3.39	86	4.53	115	5.31	135
3-1/2	S852D	894 016 4395	C	3.39	86	4.69	119	5.31	135
3-5/8	S853D	894 016 4396	C	3.39	86	5.00	127	5.51	140
3-3/4	S854D	894 016 4397	C	3.39	86	5.12	130	5.51	140
3-7/8	S855D	894 016 4398	C	3.74	95	5.35	136	5.51	140
4	S856D	894 016 4399	C	3.74	95	5.51	140	6.10	155
4-1/8	S857D	894 016 4400	C	3.74	95	5.63	143	6.10	155
4-1/4	S858D	894 016 4401	C	3.74	95	5.75	146	6.10	155
4-1/2	S859D	894 016 4402	C	3.74	95	5.98	152	6.10	155

SS8210HDW - SET SAE (in.) & METRIC (mm)

10 piece set contents:

DP: 33 mm, 1, 1-3/16", 1-3/4" TW
DP: 1-1/16", 1-1/8", 1-1/4"
Ctrid DP 1-1/2", Sq. 13/16" & 15/16"



PART NUMBER 894 016 6939

1-1/2" Square Drive Impact Sockets

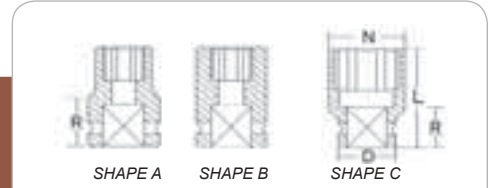
Douilles pour carré d'entraînement 1-1/2"

1-1/2" Vierkant Steckschlüssel

Bussole con attacco da 1-1/2"

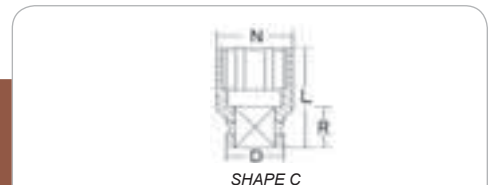
Bocas de cuadrado 1-1/2"

STANDARD



OUTPUT SIZE	MODEL	PART NUMBER	SHAPE	DIMENSIONS							
				D		N		R		L	
				in.	mm	in.	mm	in.	mm	in.	mm
METRIC (mm)											
41	S1041M	894 016 9348	A	86	3.4	70	2.8	45	1.8	80	3.1
46	S1046M	894 016 9349	A	86	3.4	76	3.0	45	1.8	84	3.3
50	S1050M	894 016 9350	A	86	3.4	80	3.1	45	1.8	87	3.4
55	S1055M	894 016 9351	B	86	3.4	86	3.4	45	1.8	90	3.5
60	S1060M	894 016 9352	C	86	3.4	93	3.7	45	1.8	90	3.5
65	S1065M	894 016 9353	C	86	3.4	98	3.9	45	1.8	95	3.7
70	S1070M	894 016 9354	C	86	3.4	106	4.2	45	1.8	95	3.7
75	S1075M	894 016 9355	C	86	3.4	108	4.3	45	1.8	103	4.1
80	S1080M	894 016 9356	C	86	3.4	118	4.6	45	1.8	110	4.3
85	S1085M	894 016 9357	C	86	3.4	125	4.9	45	1.8	110	4.3
90	S1090M	894 016 9358	C	86	3.4	128	5.0	45	1.8	118	4.6

DEEP



OUTPUT SIZE	MODEL	PART NUMBER	SHAPE	DIMENSIONS							
				D		N		R		L	
				in.	mm	in.	mm	in.	mm	in.	mm
METRIC (mm)											
80	S1080MD	894 016 9359	C	86	3.4	118	4.7	45	1.8	170	6.7

Adaptors, Extensions & O-Ring

Adaptateurs, extensions & anneaux de retenue

Adapter, Verlängerungen und O-Ringe

Adattatori, prolunghe e O-Rings

Adaptadores, extensiones y Arandelas

1/4

1/4" DRIVE

Pages 4 to 6

MODEL	PART NUMBER	DESCRIPTION
A206	894 016 5978	1/4" DR. X 3/8" Male adapter
E22	894 016 5979	1/4" DR. X 2" Impact extension bar
E24	894 016 5980	1/4" DR. X 4" Impact extension bar
E26	894 016 5981	1/4" DR. X 6" Impact extension bar
J2U	894 016 5982	1/4" DR. Universal joint

3/4

3/4" DRIVE

Pages 16 to 18

MODEL	PART NUMBER	DESCRIPTION
A608	894 016 6001	3/4" DR. X 1/2" Male adapter
A616	894 016 6002	3/4" DR. X 1" Male adapter
E63	894 016 6004	3/4" DR. X 3" Impact extension bar
E67	894 016 6005	3/4" DR. X 7" Impact extension bar
E610	894 016 6006	3/4" DR. X 10" Impact extension bar
E613	894 016 6007	3/4" DR. X 13" Impact extension bar
J6U	894 016 6008	3/4" DR. Universal joint with Pin hole

3/8

3/8" DRIVE

Pages 7 to 9

MODEL	PART NUMBER	DESCRIPTION
A304	894 016 5983	3/8" DR. X 1/4" Male adapter
A308	894 016 5984	3/8" DR. X 1/2" Male adapter
E31-34	894 016 5985	3/8" DR. 1-3/8" Impact extension bar
E33	894 016 5986	3/8" DR. 3" Impact extension bar
E36	894 016 5987	3/8" DR. 6" Impact extension bar
E312	894 016 5988	3/8" DR. 1/2" Impact extension bar
J3U	894 016 5989	3/8" DR. Universal joint

1

1" DRIVE

Pages 19 to 22

MODEL	PART NUMBER	DESCRIPTION
A812	894 016 6009	1" DR. X 3/4" Male adapter
E83	894 016 6011	1" DR. 3" Impact extension bar W/Pin hole
E87	894 016 6012	1" DR. 7" Impact extension bar W/Pin hole
E810	894 016 6013	1" DR. 10" Impact extension bar W/Pin hole
E813	894 016 6014	1" DR. 13" Impact extension bar W/Pin hole

1/2

1/2" DRIVE

Pages 10 to 15

MODEL	PART NUMBER	DESCRIPTION
A406	894 016 5992	1/2" DR. X 3/8" Male adapter
A4012	894 016 5993	1/2" DR. X 3/4" Male adapter
E43	894 016 5994	1/2" DR. 3" Impact extension bar
E45	894 016 5995	1/2" DR. 5" Impact extension bar
E47	894 016 5996	1/2" DR. 7" Impact extension bar
E410	894 016 5997	1/2" DR. 10" Impact extension bar
J4U	894 016 5998	1/2" DR. Universal joint

OUTPUT SIZE	INSIDE DIAMETER OF RING		PART NUMBER
	in.	mm	
3/4"	1-1/4	31	C155467
3/4"	1-7/16	36	C155468
3/4"	1-5/8	41	C134690
3/4"	1-3/4	44	C134691
3/4"	2	51	C155585
3/4"	2-1/4	57	C155586
1"	1-3/4	44	C155470
1"	2	51	C155471
1"	2-1/8	54	C155472
1"	2-1/4	57	C134692
1"	2-1/2	63	C155473
1-1/2"	2-7/8	73	C134693
1-1/2"	3-3/8	86	C134694
1-1/2"	3-7/8	98	C134695
1-1/2"	4-3/8	111	C134696



RETAINER RING WITH STEEL INSERT

One piece retainer made with polyurethane and a steel inserts. Better safety than traditional retainers.

ANNEAU DE RETENUE DE DOUILLE AVEC INSERT EN ACIER

Fait de polyuréthane et avec un insert en acier. Les anneaux et ergots sont soudés ensemble pour offrir une meilleure sécurité qu'avec les modèles standards.

RÜCKHALTERING MIT STAHLEINSATZ

Einteiliger Haltering aus Polyurethan mit Stahlinsert für mehr Sicherheit als traditionelle Halteringe.

ANILLO DE RETENCIÓN CON PIEZA DE ENCAJE DE ACERO

Retén de una pieza fabricado de poliuretano e inserciones de acero.

ANELLO DI TRATTENIMENTO CON INSERTO IN ACCIAIO

Un pezzo realizzato con poliuretano e inserto in acciaio.



CP Impact Sockets are warranted against defects in materials and workmanship for the life of the product.

This warranty does not apply to sockets that have been misused, abused, altered in any way, or worn out from use.

This lifetime warranty is valid for the life of the socket based upon the following conditions:

- Any misused, abused, altered or worn from normal wear and tear will void all warranties.
- Sets: Warranty on sets applies to the individual parts within the set. If one part is deemed defective only that part will be replaced and not the complete set.
- Not included in the lifetime warranty: plastic cases of socket sets, wheel protector sockets, adapters, extensions and O-Ring.
- ALL Defective products sent in for replacement must include a copy of the original invoice / receipt.

Les douilles CP sont garanties contre les défauts de matière et de fabrication pour la durée de vie du produit.

Cette garantie ne s'applique pas aux usages abusifs, et toutes autres usures directement liées à une mauvaise utilisation.

Cette garantie est valable pour la durée de vie de la douille sous les conditions suivantes :

- Tout usage anormal ou usure ainsi que les déchirures annuleront la mise en œuvre de la garantie.
- Kit : la garantie s'applique sur les douilles uniquement. Si une douille est défectueuse, seulement cette dernière sera remplacée.
- Sont exclus de la garantie à vie: la boîte plastique des kits, les douilles comportant un revêtement plastique, les adaptateurs, les extensions ainsi que les goupilles et joints toriques.
- Tout produit défectueux envoyé pour remplacement devra être accompagné d'une copie de la facture originale.

CP Kraftsteckschlüssel bieten eine lebenslange Garantie gegen Materialfehler.

Die Garantie erstreckt sich nicht auf Kraftsteckschlüssel, die falsch eingesetzt oder modifiziert wurden. Ferner besteht keine Garantie bei Verschleiß.

Die lebenslange Garantie erstreckt sich auf alle Kraftsteckschlüssel, es sei denn, daß sie:

- Fehlerhaft, missbräuchlich eingesetzt, oder für Einsatzzwecke genutzt wurden, für die die Steckschlüssel nicht entwickelt wurden.
- Kits: Die Garantie bei Kraftsteckschlüssel-Kits beinhaltet, daß im Garantiefall nur der defekte Kraftsteckschlüssel ersetzt wird und niemals das komplette Kit.
- Das Garantieverprechen erstreckt sich nicht auf die Trageköpfe, die extrem dünnwandigen Kraftsteckschlüssel mit Kunststoffüberzug, Adaptern, Verlängerungen und O-Ringen.
- Allen defekten Teilen, welche zur Reklamation eingeschickt werden, muß eine Kopie des Lieferscheins, oder der Rechnung beigefügt sein.

Le bussole CP sono garantite da difetti di fabbricazione per un periodo illimitato.

La garanzia non è applicabile alle bussole che hanno subito manomissioni oppure sono state utilizzate in maniera non corretta.

La garanzia illimitata ricopre l'intera durata delle bussole sulla base delle seguenti condizioni:

- In caso alterazione o utilizzo non idoneo la garanzia non verrà riconosciuta.
- Set bussole: La garanzia riguardante i set bussole si riferisce alle singole parti che compongono i set. Se un particolare, quindi, risulta difettoso verrà effettuata la sostituzione dello stesso e non del set completo.
- Non sono coperti da garanzia: i contenitori in plastica dei set bussole, adattatori, prolunghe e anelli ferma bussola.
- Ogni materiale reso perché ritenuto difettoso deve necessariamente essere accompagnato dalla copia della fattura originale.

Los vasos de impacto CP tienen garantía contra defectos en los materiales y en la mano de obra durante toda la vida del producto.





Over 110 years of experience

Since 1901 the Chicago Pneumatic (CP) name has represented reliability and attention to customer needs, with construction, maintenance and production tools and compressors designed for specific industrial applications. Today, CP has a global reach, with local distributors around the world.

Our people start every single day with a passion to research, develop, manufacture and deliver new products that are meant to meet your needs not only today, but tomorrow as well.

To learn more about our extensive range of tools, workshop equipment, construction equipment, industrial and portable compressors and accessories, please visit www.cp.com.



**Chicago
Pneumatic**

www.cp.com